

Date: _____ District: _____

CLASS: WORKING PAIRS - PATTERN #3

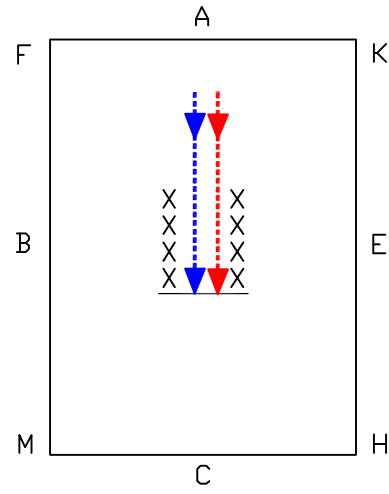
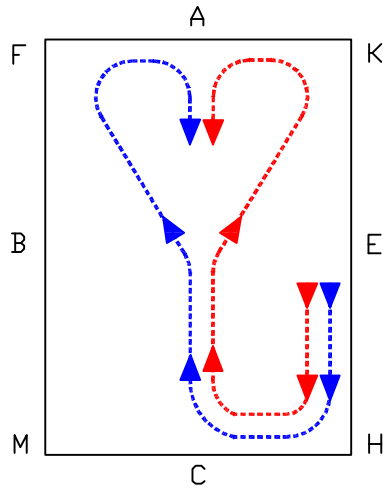
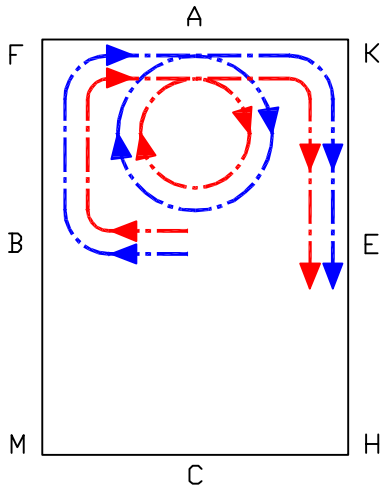
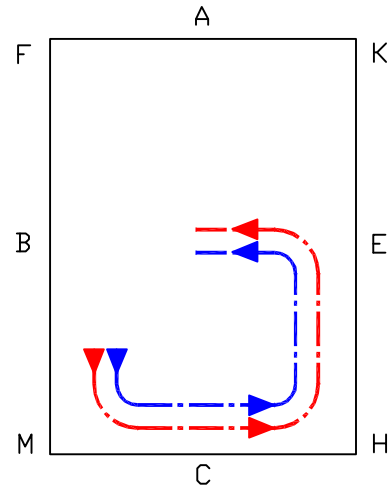
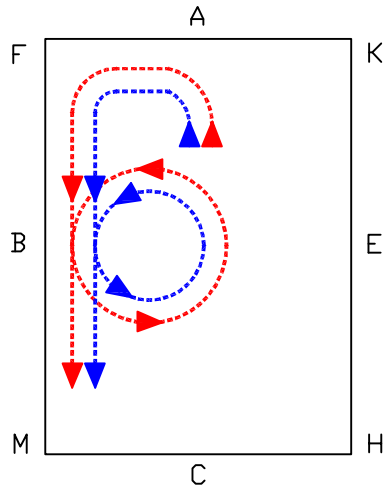
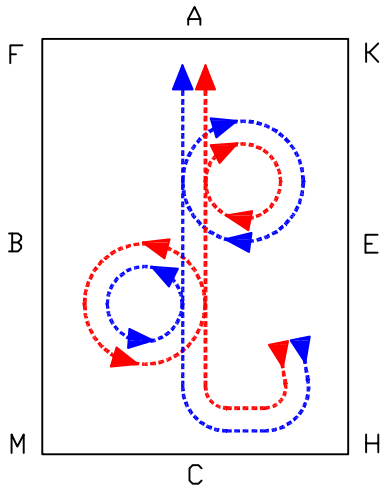
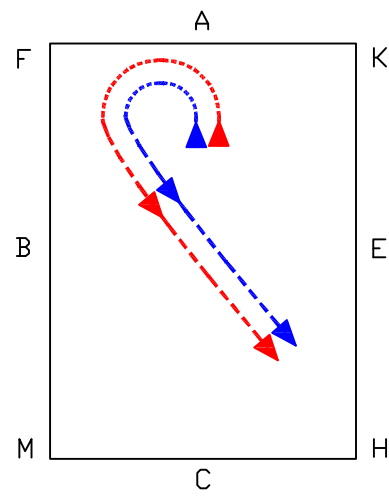
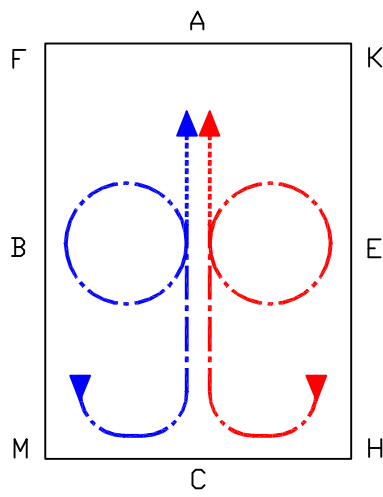
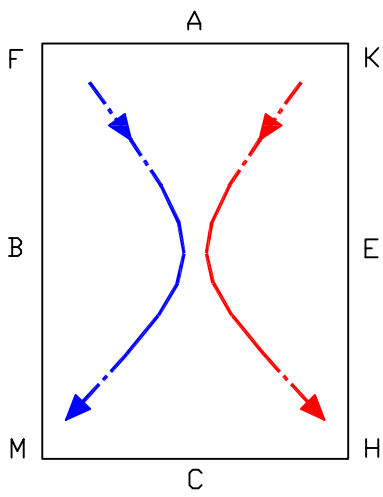
HIGH SCHOOL: _____ ATHLETE #: _____

#	ELEMENT JUDGED:	COMMENTS:	Score
1.	Starting at opposite corners, lope/canter towards X. Come together through X then Rider #1 to M, Rider #2 to H		
2.	Between M & C, Rider #1 change to left lead. Between H & C, Rider #2 change to right lead. Canter/lope to X. Rider #1 circle left, Rider #2 circle right, come together at X		
3.	Jog/trot from X,A, F. Extend F to H		
4.	Before H, jog/trot H,C and up center. Before X circle left, after X circle right, up center to A		
5.	At A jog/trot F,B circle left, after B continue towards M		
6.	At M Left lead C,H,E,X at X change leads		
7.	Right lead X,B,F,A circle right, continue to A,K,E		
8.	At E jog/trot H,C up center to X, Rider #1 continues X,F,A Rider #2 continues X,K,A with lateral movement		
9.	At A both Riders come together down center, past X, Halt and Back one length		
10.	Overall Horsemanship.		
11.	Degree of Difficulty		

Judge's Signature: _____

- Expectations:**
- This class is judged on individual horsemanship skills, which include correct leads, balanced gaits, transitions and overall uniformity. Smooth and quiet use of aids to maintain conformity is essential.
 - Mirror images are important. Circles should be round and equal.
 - Work for simultaneous lope/canter departs.
 - Timing is an essential part of this class. Use of the arena and timing of transitions will be evaluated for score.
 - The pattern should be smooth and the music and decoration on the equines should not distract from the overall performance. If music is offensive to judge or general audience it will be noted in the Overall Horsemanship score.
 - All maneuvers should be in unison. And riders should stay "Shoulder to Shoulder"
 - Degree of difficulty score will be based on what type of bridle and equipment are used to maneuver horse. For example, two hands on a curb will be given a lower degree of difficulty score then riders using one hand.
 - Any bit may be used in this class, and reins may be held by any safe method.

Equipment Needs: All Small Dressage arena letters (A,K,E,H,C,M,B,F)



Note: Rider 1 is Blue, Rider 2 is Red

**OHSET
STATE
Pattern #3
Working Pairs**
#3.16.20.24 Revised 7-29-20

Legend :	
Walk	—————
Jog
Extended Jog	-----
Lope	— · — · —
Two Track	+ + + + +
Back	x x x x x